

Manual for the new edge Dies



Cut a card to size
Stick the corner die
onto the plate of your die-cutting
machine, line it up with the cardstock



Run it through the die-cutting machine




Turn the corner die, so that the full
length and breadth of the shape are cut
properly and run it through again




Take the corner die off the card and
stick it on another corner




Run it through the die-cutting machine
again as before



Do this at all four corners and this will
be the result



Cut along the sides, from the cutting line of
one corner to the cutting line of another
corner so that the excess cardstock falls off



The result